




Manual for tables

with Invis Mx

Recommended table leg dimensions depending on the material

		table top			
		hardwood 14mm stud	softwood 30mm stud	chipboard 30mm stud	MDF 30mm stud
table leg	hardwood	from 60x60mm	from 80x80mm	from 80x80mm	from 80x80mm
	softwood	from 80x80mm	from 80x80mm	from 80x80mm	from 80x80mm


Procedure



1. Position the pins




2. Drill the table legs
Apply on the edges
without measuring or
marking



3. Screw in the joiner



4. Drill the table top
Apply with the same
position of the pins with-
out measuring or marking



5. Drill the table top
Align the studs with the
pencil mark



6. Screw in the studs



7. Connect the joints
with the MiniMag Mx



Lamello

Invis Mx

8. Finished table

Remarks

- 4 pcs Invis mx per table leg
- Install studs protruding for easier assembly
- Table leg length = approx. 720mm
- Table top thickness = min. 30mm
- Drill holes with Lamello Rasto 126002