




Tips tricks

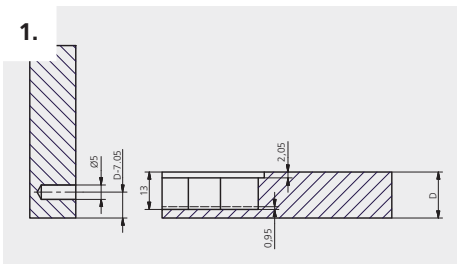
Maximum aesthetics thanks to milled cover cap



Are you looking for joining elements for your furniture that do not protrude?

This can be done by milling the connectors and cover caps flush with the surface.

How it works:



Download the CAD data for CNC machining from www.lamello.com



Cut or drill the workpiece



Cut the contour for the Cabineo cover cap



Position the connector and tap into place



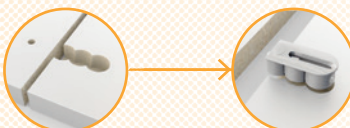
Join the workpieces with a cordless screwdriver (torque about 2.5 Nm)



Apply the Cabineo cover cap

Manufacturing process

1. Time-saving in production



4 surface processing steps
1 tool change


Fit Cabineo into top or bottom shelf

2. Time-saving in transportation



Flat pack the workpieces

3. Time-saving in the assembly




Assemble using a cordless drill

One-man furniture assembly with Cabineo



1. Fast assembly thanks to single-piece connector




2. Start furniture assembly directly on the base




3. Place furniture side on base. The element is correctly positioned by the protruding screw



4. Join furniture elements with cordless screwdriver and Cabineo tool. Easy, fast working with preset torque about 2.5 Nm



5. Insert rear panel into groove. After screwing in place, the side is very stable due to the high clamping force



6. Position cover and push towards the furniture side




7. Screw front corner in place with a cordless screwdriver. This makes one-man assembly easy



8. Join the furniture and subsequently fit the fixed intermediate shelves



9. After assembly, fasten the fixed intermediate shelves in the required positions



10. **Tip:**
- Place one side of the shelf on the shelf support and fasten the other side
- Screws tightened flush facilitate installation



11. If required, use cover caps on the Cabineo



12. For the complete video, go to www.lamello.com

Cabineo articles

Cabineo Starter Set, Cabineo 8 + 12 (40 pcs each) incl. Cabineo hex bit and set of cover caps (40 pcs)	186305
Cabineo 8, for dividing panels, 500 pcs	186310
Cabineo 8, for dividing panels, 2000 pcs	186311
Cabineo 12, 500 pcs	186320
Cabineo 12, 2000 pcs	186321
Cabineo hex bit	276312



Cabineo 8
Screw length 8mm



Cabineo 12
Screw length 12mm



Cabineo hex bit

Cabineo cover caps

Wide range of different **cover cap** colours



186350S*



186350W*



186350P*



186350H*



186350B*



186350R*



186350F*



186350M*



186350T*



186350B*

* Part no. 186350... 100 pcs, Part no. 186351... 2000 pcs.



Manufacturer:
Lamello AG
Joining technology
Hauptstrasse 149
CH-4416 Bubendorf
Tel. +41 61 935 36 36
Fax +41 61 935 36 06
info@lamello.com
www.lamello.com